

TYANSHINE 广州市添鑫光电有限公司
Guangzhou Tianxin Photoelectric Co.,Ltd

TYANSHINE 广州市添鑫光电有限公司
Guangzhou Tianxin Photoelectric Co.,Ltd

TYANSHINE 广州市添鑫光电有限公司
Guangzhou Tianxin Photoelectric Co.,Ltd

TYANSHINE 广州市添鑫光电有限公司
Guangzhou Tianxin Photoelectric Co.,Ltd

TYANSHINE 广州市添鑫光电有限公司
Guangzhou Tianxin Photoelectric Co.,Ltd

Excellent transiting heat from LED chip operating under 700mA.

Provide uniform cross distribution of positive white and warm white dual color scheme, mixed pure.

High luminous output.

No UV.

Encapsulated materials are environmentally certified and meet environmental requirements.

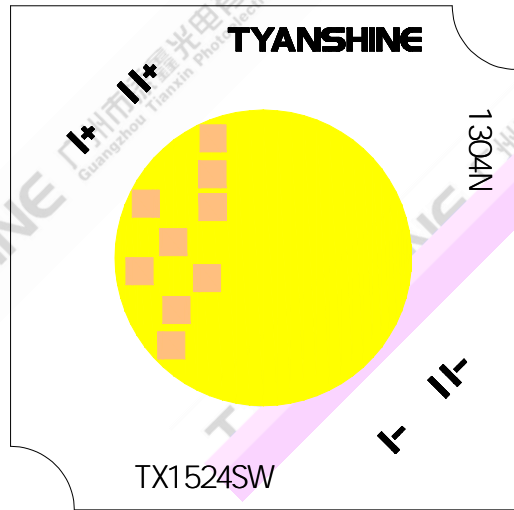
GaN

White

Commercial lighting

Warm white

General Lighting



I Warm White (S) II White (W)

Forward Current	IF	700	mA
Reverse Voltage	VR	Not designed for reverse operation	V
Power Dissipation	PD	S	27
		W	27
		S+W	27
Junction Temperature	Tj	S	150
		W	150
Case Temperature (C)	Tc	85	
Electrostatic Discharge Threshold (ESD)	ESD	2000	V
Storage Temperature	Tstg	-30~+100	
Operation Temperature	Topr	-30~+85	

1.Specifications are subject to change without notice.

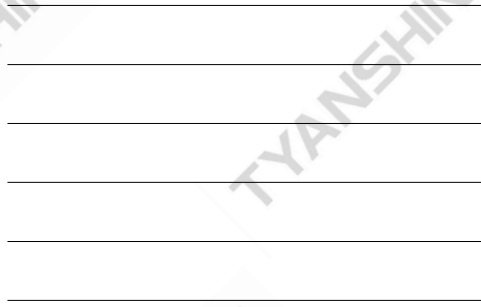
2.The data on this specification is for reference only and the actual data is in accordance with the acknowledgment.

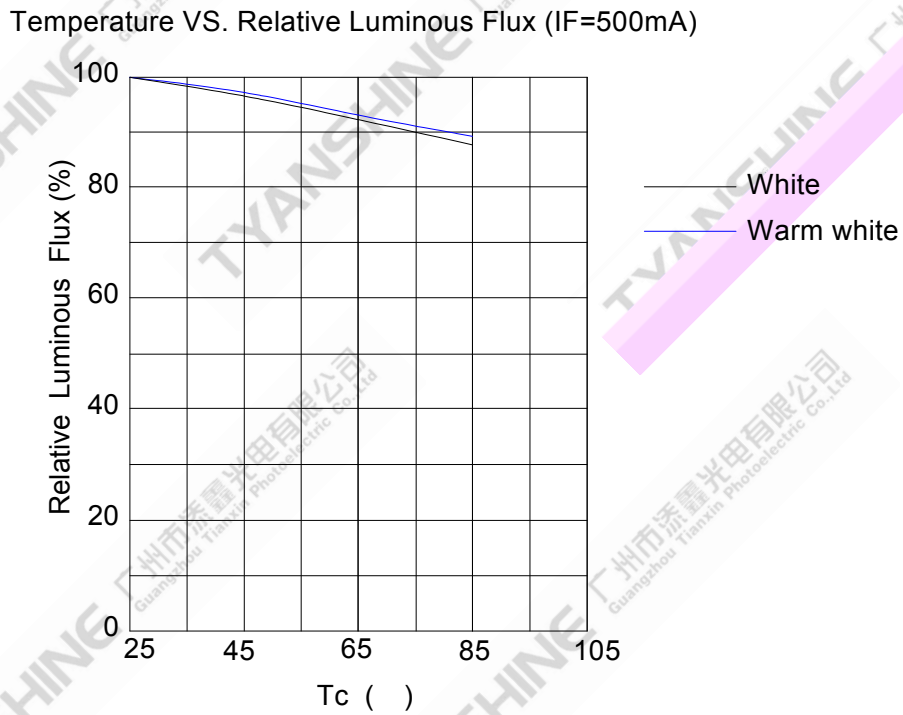
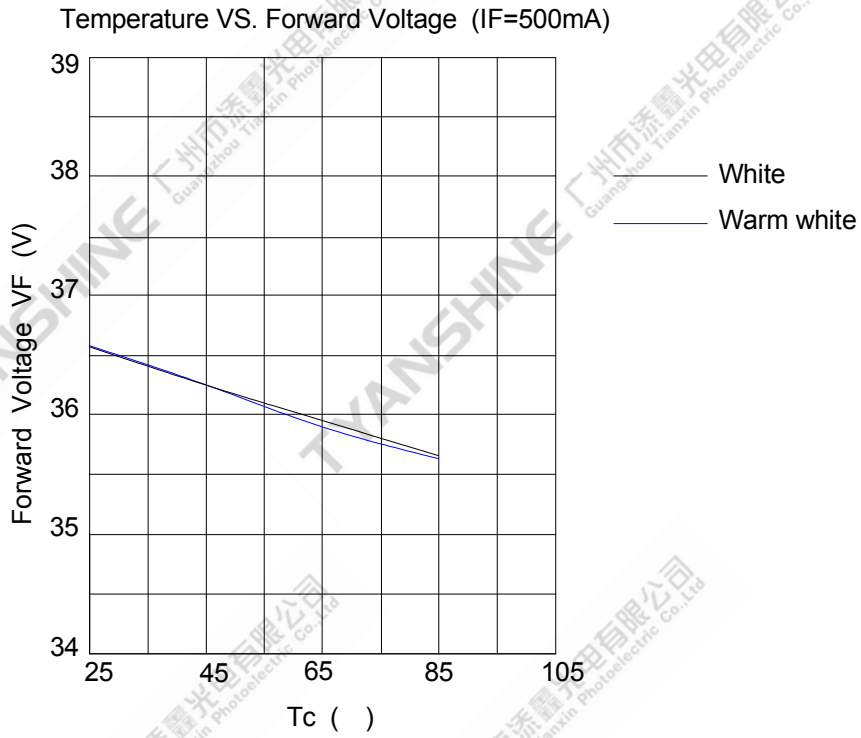
3.Precautions for ESD:

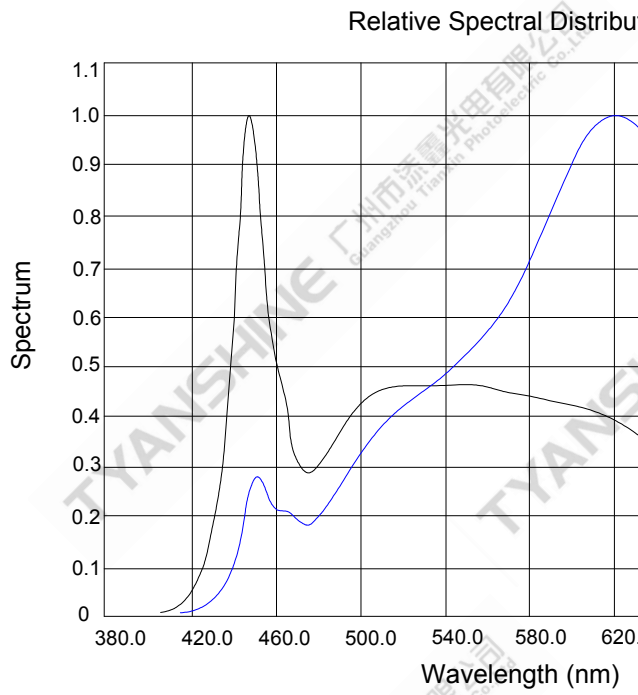
STATIC SHIELD Electricity and surge damages the LED. It is recommended to use a wrist band or anti-electrostatic glove when handling the LED. All devices, equipment and machinery must be properly grounded.

Luminous Flux	ϕ_v	If=500mA	S	1700	1900	2200	lm
			W	1900	2100	2400	
Forward Voltage	V_f		S	35	37	39	V
			W	35	37	39	
Correlated Colour Temperature	CCT		S	2920	3020	3150	K
			W	3900	4050	4200	
Viewing Angle at 50° IV	$2\theta_{1/2}$		S	—	115	—	Deg
			W	—	115	—	
Reverse Current	I_R		—	—	—	—	μA
Thermal Resistance Junction to Case	$R\theta_{J-C}$		—	—	1.45	—	K/W
Color Rendering Index	Ra	S	90	—	—	—	
		W	90	—	—		

(25 Ambient Temperature Unless Otherwise Noted)





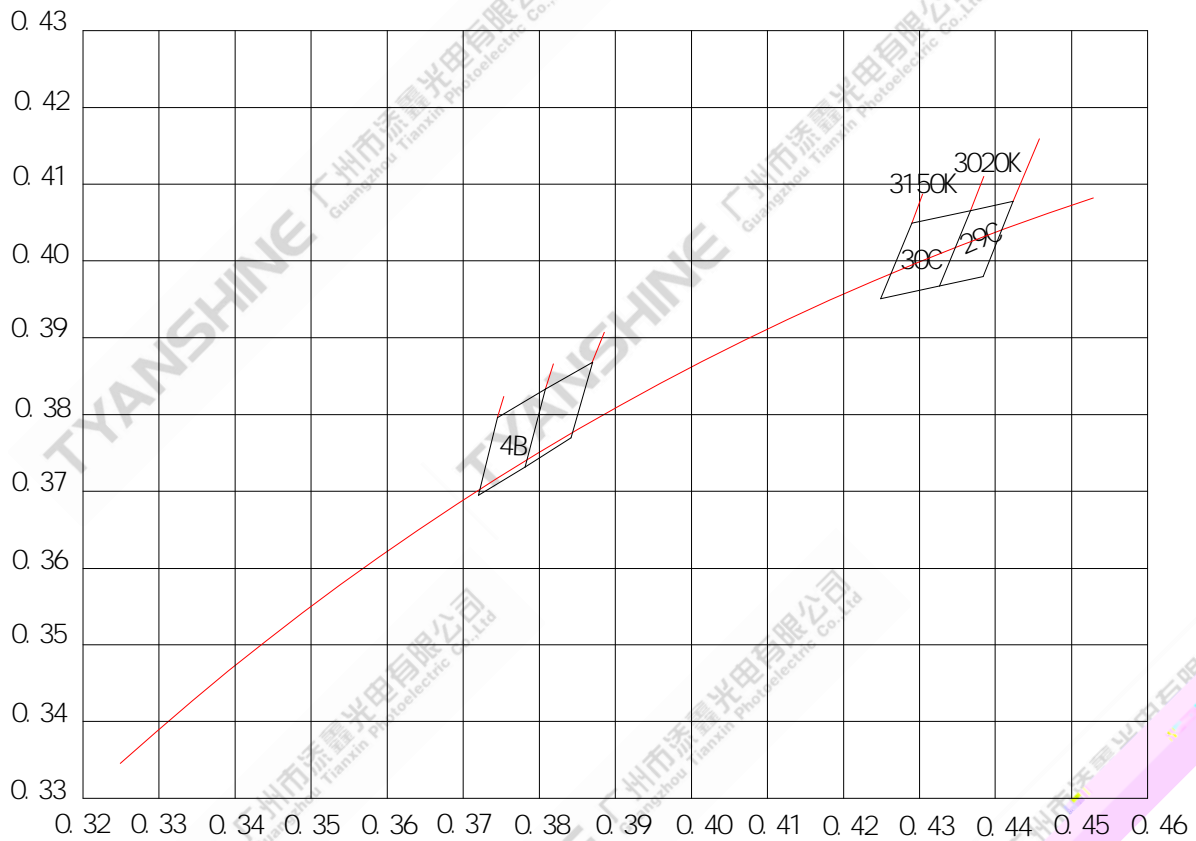


Part No.

TX-1524SW11A-3040V39-03H90

Spec No.

W



1. chromaticity (x, y) measurements tolerance: 0.005.

Test Item	Test Condition
Continuous Operation Test	IF=500mA Ta=25 ×1000hrs
Low Temperature Storage Test	-30 × 1000 hours
High Temperature Storage Test	100 × 1000 hours
Moisture-proof Test	85 , 85 %RH for 500 hours
Thermal Shock Test	-30 × 30 minutes – 100 × 30 minutes, 100 cycle

